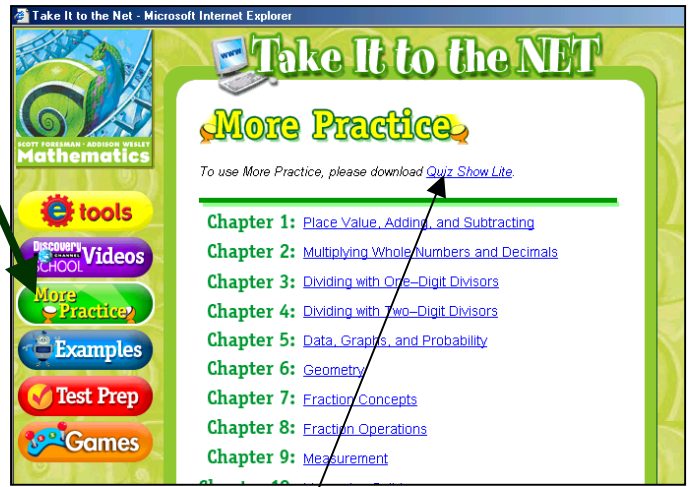


Quiz Show Lite For Home Use

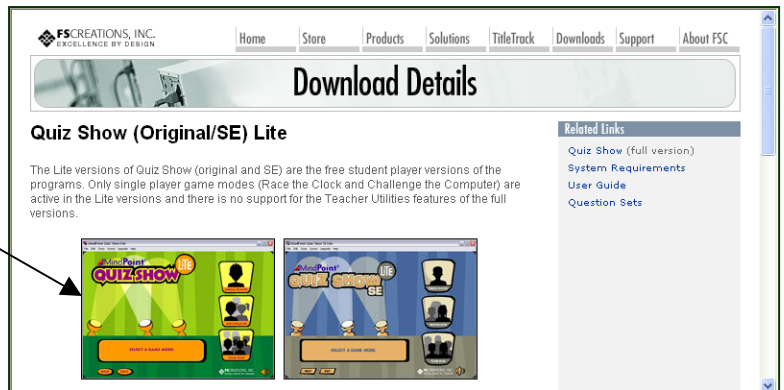
One of the buttons in e-tools is "More Practice." This will bring up the Quiz Show, a math game the students love.

In order for students to be able to play this game at home, they will need to download and install **QUIZ SHOW LITE**. (This program is already installed at school and nothing needs to be downloaded there.)



To do this, first click on the link to download Quiz Show Lite.

You will be given the option to install either **Quiz Show Lite** or **Quiz Show SE**. You want to click on the green one, **Quiz Show Lite**.



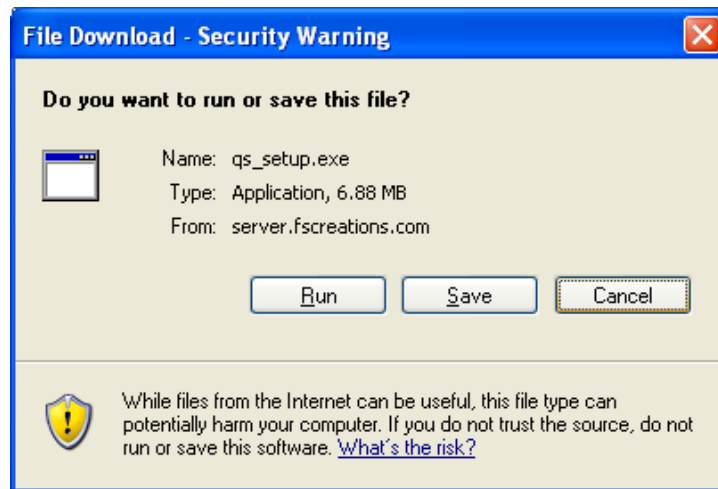
Select the program you wish to download. If you download it with no audio, it will not have the sound effects, however it will be a shorter download time. You have the option to download the Windows or Mac version. Be sure you choose **Quiz Show Lite**.

Select the No Audio version for a smaller download without the audio voiceovers and sound effects.

Download	Version	Size
Quiz Show Lite (Win)	1.1	6.8 MB
Quiz Show Lite (Win) – No Audio	1.1	2.2 MB
Quiz Show SE Lite (Win)	1.1	7.1 MB
Quiz Show SE Lite (Win) – No Audio	1.1	2.5 MB
Quiz Show Lite (Mac)	1.0	11.3 MB
Quiz Show Lite (Mac) – No Audio	1.0	6.0 MB
Quiz Show SE Lite (Mac)	1.0	12.0 MB
Quiz Show SE Lite (Mac) – No Audio	1.0	4.6 MB

Quiz Show Lite for Home Use
Nancy Gridley and Laura Oakes
Elementary Technology Facilitators
West Milford Township Public Schools

Click RUN to run the application you are downloading.



Follow all of the on-screen prompts to download and install the program.

