

# High School Course Selection using Home Logic

You now have the ability to enter course requests for next year using Home Logic.

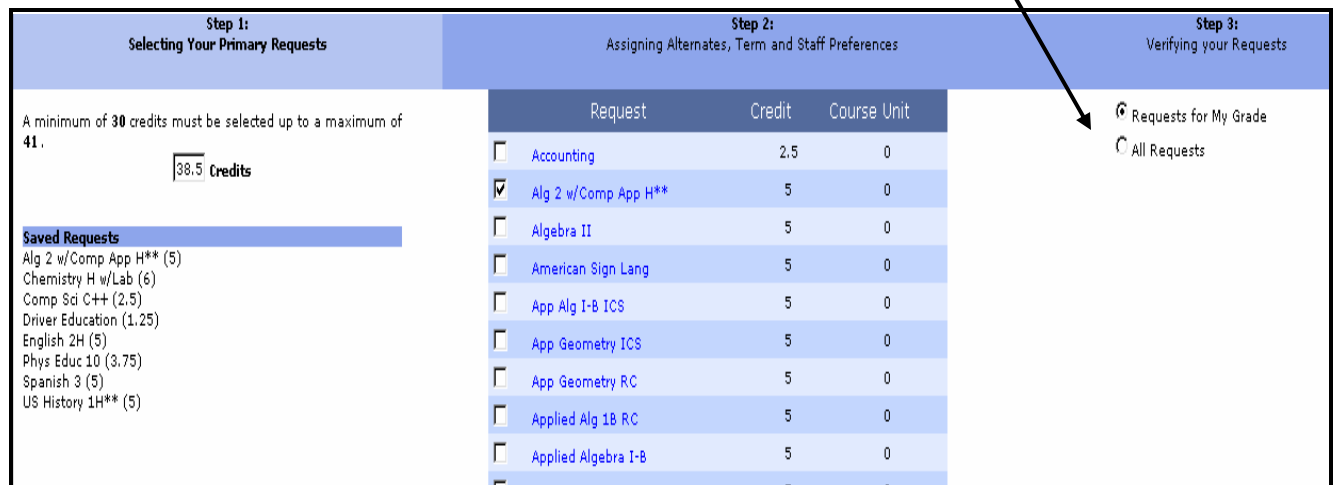
Online registration dates: January 19<sup>th</sup> - January 27<sup>th</sup>

## How to Select Courses:

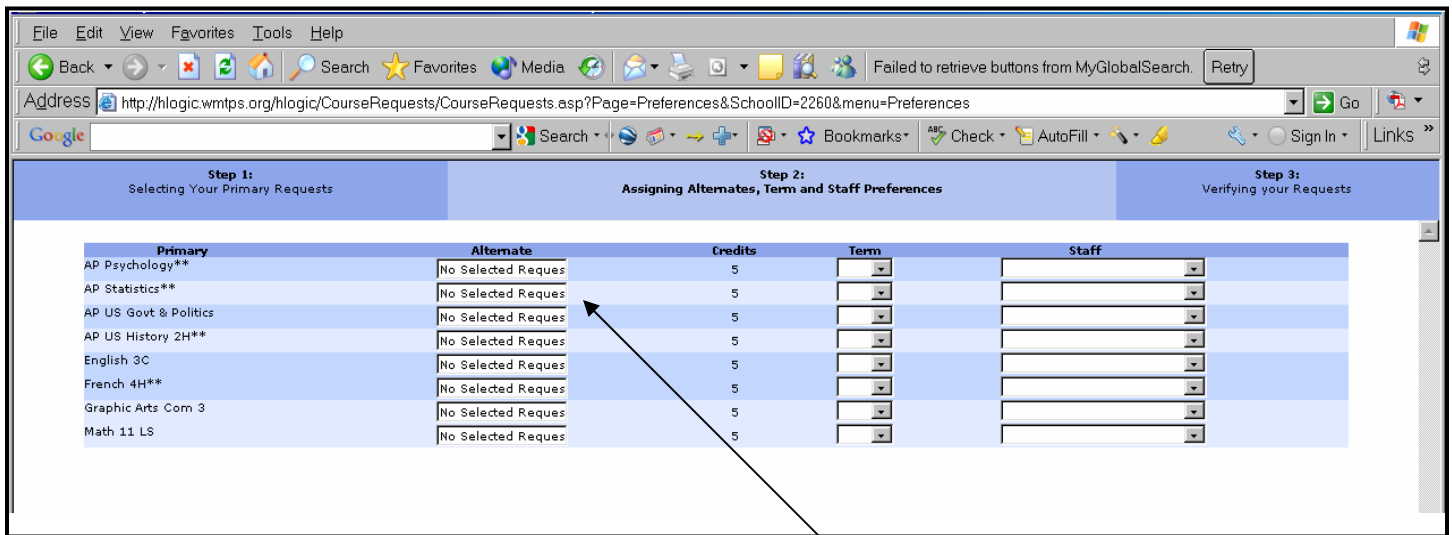
- You must have a Home Logic account.
- Go to <http://hlogic.wmtps.org/hlogic/> and log in.
- You need to allow Pop-Ups for this site to work properly.
- Click on COURSE REQUESTS on the menu.



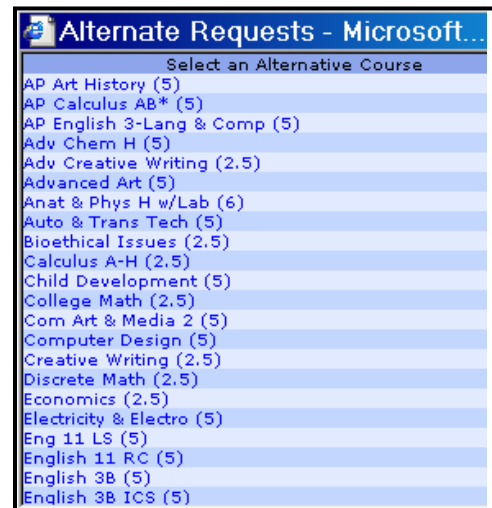
- Scroll through the list of courses that are available to you and make your selections by placing a check in the appropriate boxes.
- You must select a minimum of 30 credits and up to a maximum of 40 credits.
- If you do not see all the courses that you need, click on the ALL REQUESTS button.



- Once you have made your selections, click NEXT.
- You will now see a screen where you **MUST** make alternate course selections for electives.



- Click on NO SELECTED REQUEST in the ALTERNATE column.
- A window will pop up with course selections.
- Click on an alternative course.
- You must select an alternative for each elective course.
- Do NOT select TERM or STAFF.
- Click on the NEXT button.
- You will receive a message that all course selections have been submitted successfully.
- Click OK.



- A COURSE VERIFICATION REPORT will appear on the screen.
- Please PRINT the report.
- Click on the CLOSE button.
- Log out.

NOTE: You may change your course selections anytime during Jan. 19<sup>th</sup> - Jan. 27<sup>th</sup>.